

ENG

WPK Academy

Central European Cancer Center

Excellence and Safety in Private Medicine



**WORLD'S
BEST
HOSPITALS**
2022

Newsweek

POWERED BY
statista

**WIENER
PRIVATKLINIK**



Innovative Methods of Cancer Diagnosis and Treatment

Renowned for its multidisciplinary approach, WPK Academy, Central European Cancer Center is a private European institution pioneering significant innovations and clinical methods for treating cancer, ranging from sophisticated diagnostic tests to unique interdisciplinary solutions, all delivered in a warm, supportive and patient-focused environment.

Here at Central European Cancer Center, the highly specialized physicians who care for the patients have a remarkable global reputation in diagnosing and treating cancer. Their regular participation and contribution in international top cancer conferences and seminars guarantees the most qualified and up-to-date solutions for cancer treatment, including precision diagnostics and subsequent targeted therapies in a timely fashion.

The interdisciplinary cooperation of different fields such as radiology, pathology, surgery, medical oncology and radiotherapy is crucial.

Christoph Zielinski, M.D.

Professor of Oncology
Medical Director of WPK
Director of WPK Academy Central
European Cancer Center





Center for Radiology & Nuclear Medicine

The computer-aided high-tech medical equipment in the Radiology Center of Wiener Privatklinik is deployed for multifaceted diagnostic routines and special analyses. Our state-of-the-art magnetic resonance tomography (MRT) and multi-slice computer tomography machines offer the highest quality results, while being the most gentle and comfortable equipment available on the market today. Qualified specialists working together with the attending doctors ensure individual supervision of patients, without long waiting times. At Wiener Privatklinik's Radiology & Nuclear Medicine Center you have the advantage to find all common radiological examinations under one roof.



NUCLEAR MEDICINE

PET/CT

CT & MRI

X-RAY AND ULTRASOUND



Tumor Board & Diagnostics

The tumor board at Wiener Privatklinik consists of a group of doctors and other health care providers with different specialties that meets regularly to discuss cancer cases and share knowledge. The board's goal is to determine the best possible cancer treatment for patients at WPK, fresh perspectives from different fields decisively contributing to the most consistent and thorough care plan.

The board usually includes physicians, such as pathologists, surgeons, and oncologists, but depending on the case, additional experts, such as plastic surgeons, gynecologists, or urologists, may join the group. An important input comes from our inhouse radiology center's specialists who gather and evaluate a wide variety of information influencing diagnosis and treatment. A diverse range of other health care providers, including nurse and assistant workers, may take part as well.

While medical records contain detailed clinical data, the information is never shared with any other party, respecting our patients' privacy and confidentiality.





Precision Medicine: Diagnosis

Medicine is stepping into the era of personalized approaches, tailoring treatment based on patient- and disease-specific factors. In this new age of personalized healthcare, precision diagnosis is the first phase aiming to identify specific information, generate comprehensive insights and integrate data from all parts involved in order to achieve medical and operational efficiency.

At WPK we bring together all clinical capabilities around individual needs. With a patient-centered approach to diagnosis and treatment, we connect all the info and knowledge available in order to provide precision diagnosis, leading to targeted therapies with predictable outcomes for our patients. This precise diagnosis sets a clear path for our patients' journey, starting with general assessment, monitoring, treatment and also post-evaluation, meaning improved patient experience and better health outcomes.

When not sure about your present medical recommendations or want to find out if there's a better option you can pursue, come to us for a second opinion. An objective assessment of your previous medical records by our team of top specialists will ensure that you are correctly diagnosed and receive the best possible treatment for your current situation.





Precision Medicine: Pathology & Molecular Analysis including Liquid Biopsy

Personalized cancer treatment means our dedicated experts targeting specific molecules which allow cancer cells to grow and disseminate across the body. Thanks to the latest evolutions in the field of molecular medicine, researchers are finding new marks each year and creating and testing new drugs for these targets.

In principle, almost all patients with cancer may potentially benefit from diagnosis and treatment by precision medical tools including appropriate pathologic work-up of the tumor, personalized radiologic investigations and targeted treatment depending on tumor characteristics. Recommendations are often based upon biopsies of cancers which often change their characteristics, thus necessitating constant adaptation of treatment.





Precision Medicine: Immuno-Oncology

Immuno-oncologic therapies activate the immune system of the cancer patient, thus enabling it to recognize and destroy tumor cells. Currently immuno-oncology compounds are registered for an abundance of cancers, while we witness the new treatment revolution unfold. Evidence from clinical trials shows that the results of immuno-oncologic therapies are effective for extended periods of time. This important innovative feature of immuno-therapy offers hope for a long-term, quality-oriented survival to many patients whose prognosis would have been very limited in the past.


The WPK Academy Central European Cancer Center team is comprised of highly specialized experts who carefully monitor the constant progress of treatment and counteract any potential side-effects. Every patient receives tailored treatment plans, the treatment options ranging from standard chemotherapy and surgery to the revolutionary personalized cancer cures and immuno-oncologic remedies.

When it comes to cancer you do not look for the second-best place.

Wolfgang J. Köstler, M.D. PhD

Associate Professor of
Medicine

Consultant Hematologist
and Oncologist





Vienna International Center for Breast Oncology

Breast Health Center provides comprehensive breast health services, offering under one roof all necessary medical disciplines from oncology, surgery and radiology to radio-oncology, pathology and genetic counseling. All aspects of modern diagnosis, treatment and follow-up are fully covered at WPK, our goal being to individualize cancer therapies to intervene at the right time with the right solution.

The individual treatment plan is decided by an interdisciplinary board of experts. In this respect the primary case manager, usually from the medical or surgical oncology panel, is responsible for the patient's healing journey, after finding the best clinical solution together with the other members of the multidisciplinary team.

The goal in breast cancer surgery is to achieve the best possible oncologic result with an optimal cosmetic outcome at the first surgical attempt.

Florian Fitzal, M.D.

Professor of Surgery



We are successfully fighting breast cancer by modern surgery and a tailored multimodal approach.

Emanuel Sporn, M.D.

Associate Professor of Surgery





Vienna International Center for Breast Oncology

SERVICES OFFERED:

DIAGNOSIS

mammography, MR-mammography,
breast biopsy, breast ultrasound, PET-CT

SYSTEMIC TREATMENT

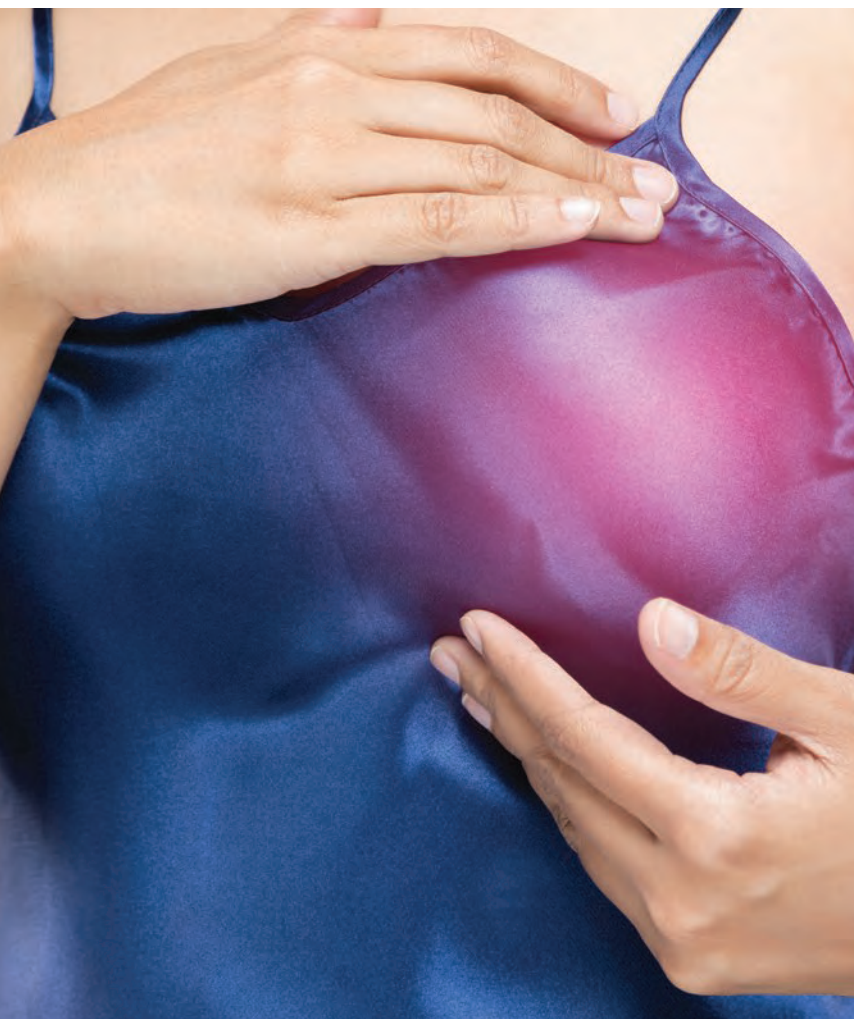
neoadjuvant and adjuvant systemic
treatment, including chemotherapy and
chemo-free treatment options; antibodies
and systemic inhibitors

SURGERY

breast conserving surgery, oncoplastic
breast conservation, mastectomy,
immediate and delayed breast
reconstruction, sentinel lymph node biopsy

OTHER TREATMENTS

routine risk adapted clinical follow up,
second opinion, prophylactic surgery,
genetic counseling, risk adapted screening





Vienna International Center for Thoracic Oncology

VICTO consists of a group of highly renowned surgeons, oncologists, and radiologists who aim to provide all the necessary services related to the treatment of thoracic malignancies at the cutting-edge of medical science.

We provide fast and direct access to the best diagnostic and therapeutic tools, doubled by frontline therapy at the highest level of quality for all types of thoracic tumors.

In recent years, minimally invasive surgery has increasingly established itself as the standard procedure for early cancer stages.

Walter Klepetko, M.D.

Professor of Thoracic
Surgery





Center for Urology

Offering all the available treatment options - from surgical removal of the entire prostate, to the increasingly more common active surveillance (depending on how aggressive the tumor is) - a representative number of first-class urologists work at the Wiener Privatklinik, treating not only prostate cancer, but also prostate enlargement, erectile dysfunction, or testosterone deficiency.

The perfect blend between state-of-the-art infrastructure and excellent service-oriented standards makes us the single private hospital in Austria offering a full treatment spectrum: staging, tumor board, preparation, therapy and follow up.

NEW: Center of Urology offers Lutetium-PSMA-directed therapy based on a radioactive procedure (radiation from within). Patients with prostate cancer have an additional option even when they have exhausted all “classical” therapy options.

All men aged 45 and up should undergo a regular screening at least once a year, while risk and prostate cancer patients have to do it more frequently.

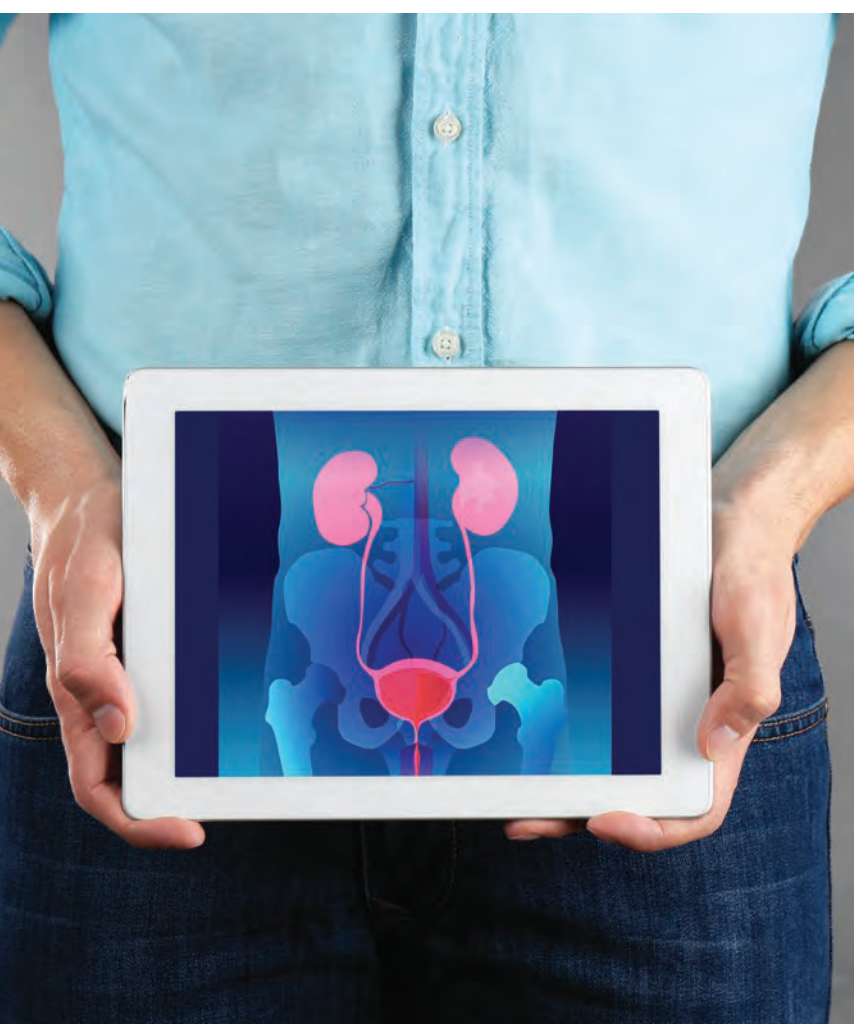
Georg Schatzl, M.D.

Professor of Urology



No matter how focused and technologically bound are our medical treatments today – taking care of you as our patient is our main priority!

Bernd Bursa, M.D.





Cancer Surgery: Abdominal cancer - Cytoreductive Surgery and Hyperthermic Intraperitoneal Chemotherapy

Formerly considered an incurable disease, peritoneal surface malignancy is now increasingly becoming treatable using a multidisciplinary approach, which integrates modern, cutting-edge medical and surgical oncology as well as other subspecialties (urology, gynecology). If the extent of the peritoneal disease is limited, a surgical technique called “cytoreductive surgery” (CRS) can offer the possibility to remove all visible disease with curative intent. At the end of CRS, which often involves a multivisceral resection (multiple organs or organ parts have to be removed), heated chemotherapy (hyperthermic intraperitoneal chemotherapy, HIPEC) is applied directly into the abdomen in order to eliminate any cancer cells that have remained invisible during the surgery.

WPK is offering CRS and HIPEC for selected patients with limited peritoneal surface malignancy, where a complete removal of cancer cells can be achieved. Patients have to be medically fit to undergo this special kind of procedure since it can often be extremely complex and long lasting.

Today, peritoneal metastasis should no longer be considered an incurable disease.

Thomas Bachleitner-Hoffmann, M.D.

Associate Professor of Surgery





Cancer Surgery: Abdominal cancer - Hepato-Pancreatic-Biliary Surgery

The diagnosis of a tumor in the pancreas, liver or biliary tract has a terrible impact on a person's life. There's nothing more important in such an awful situation that the support of a trustful team of experts who can reach the right diagnostic and set up an optimal therapeutic plan, without losing time with irrelevant procedures. A diagnostic workup is essential in order to decide upon the individual treatment, both detailed analysis and interpretation of results from CT and MRI being necessary in order to decide whether surgery is feasible and meaningful. The possibility to remove the tumor completely by surgery depends on its proximity to the major blood vessels and surrounding organs as well as the lack of distant tumor spread to other organs or tissue. In some cases, preoperative treatment is used to downsize the disease to resectable status.

Invented years ago, for minor surgical procedures, laparoscopic surgery was recently adapted also for pancreatic resections, offering significant advantages for the patients: less postoperative pains, faster recovery, smaller surgical scars and a better view of anatomical details during the procedure. Similarly, liver surgery and surgery of the biliary tract and gallbladder demand interdisciplinary decisions of experts, a skilled surgical team and well-trained nursing staff.





Cancer Surgery: Gynecologic cancers and precancers

WPK offers the most diverse range of therapeutic procedures in gynecologic cancers including minimally invasive procedures, fertility sparing treatments, sentinel lymph node procedures, and radical surgery. Our expertise covers surgical and medical treatment of all stages and types of malignancies, including ovarian, endometrial, cervical, and vulvar cancers.

When you suffer from cancer, the best expertise and skills are essential for your successful treatment.

Alexander Reinthaller, M.D.

Professor of Gynecology



We offer best possible care for patients with gynecologic tumors in a multidisciplinary cancer center.

Stephan Polterauer, M.D.

Associate Professor of
Gynecology



Therapy procedures

We developed and lead the largest Gynecologic Cancer Unit in Austria. Our expertise completely covers the surgical techniques and medical treatments for all types and stages of gynecologic cancers, including ovarian, endometrial, cervical and vulvar malignancy.

LOOP
ELECTROSURGICAL
PROCEDURE FOR
CERVICAL
DYSPLASIA

LYMPH NODE
EVALUATION
INCLUDING
SENTINEL
TECHNIQUES

SIMPLE AND RADICAL HYSTERECTOMY,
TRACHELECTOMY (FERTILITY SPARING),
SALPINGO-OOPHORECTOMY,
MINIMALLY INVASIVE PROCEDURES
WHERE APPROPRIATE

STAGING AND
CYTOREDUCTIVE
SURGERY FOR
OVARIAN CANCER

CHEMOTHERAPY,
TARGETED THERAPY
(ANTIANGIOGENETIC,
PARPI,
IMMUNOTHERAPY
ETC.)



Center for Bone and Soft Tissue Tumors

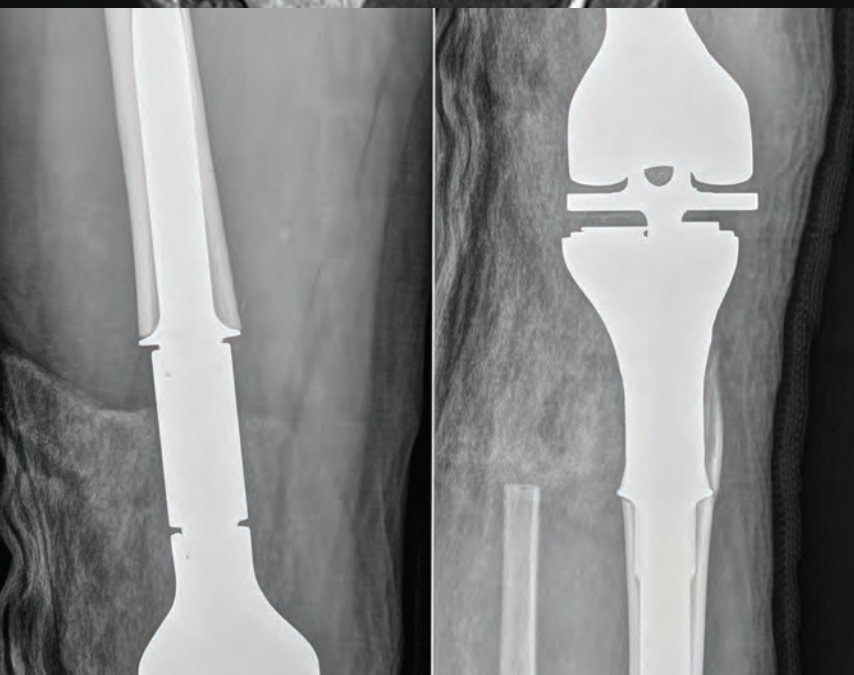
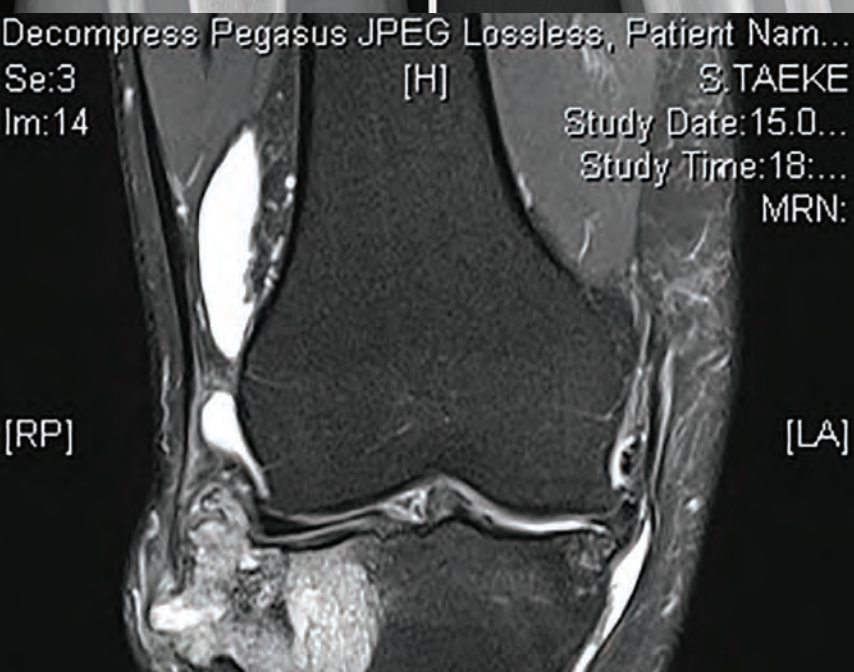
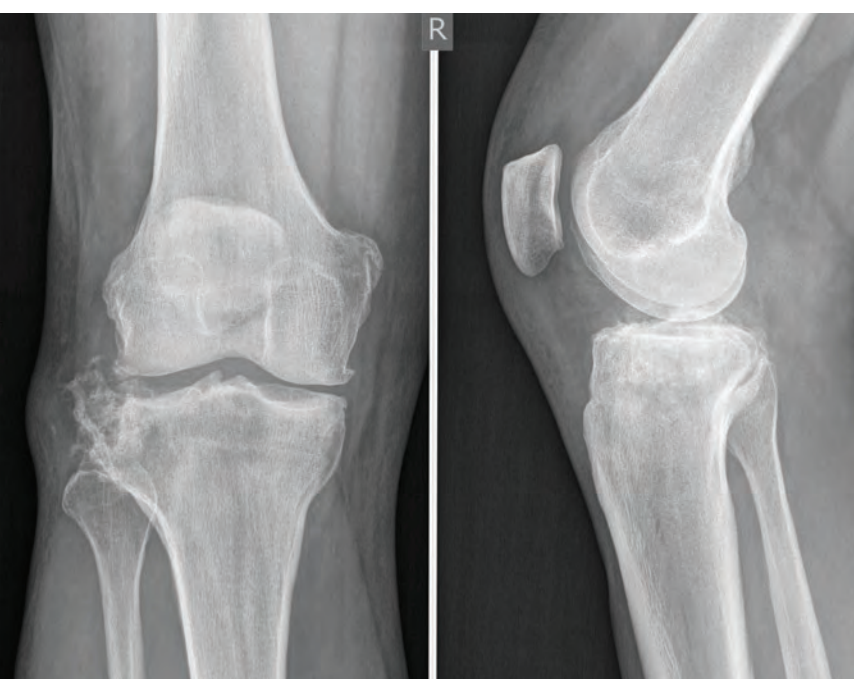
Bone and soft tissue tumors are rare diseases. They often affect children, young people and adults. In case of lack of professional treatment, they might lead to tragic situations for the patient.

Fortunately, thanks to our leading specialists and the state-of-the-art diagnosis and care facilities, surgery and modern chemotherapy can usually save the limb and life.

Even in big bone and soft tissue tumors limb sparing surgery avoids amputation in more than 95 % of cases.

Peter Ritschl, M.D.

Professor of Orthopedic Surgery





Cancer Surgery: Colorectal cancer

One of the most common oncologic indication for abdominal surgery is the treatment of colorectal cancer with approximately one million new cases each year worldwide. Together with radiation therapy and chemo-immuno-treatment, the radical removal of a colorectal malignant tumor is the most important step in order to achieve a chance of being cured. Applying the keyhole technique (small, barely visible incisions, using high definition optics and high-tech instruments), WPK offers the most advanced treatments, using minimal invasive surgery for reducing tissue trauma and scarring. The results are impressive, leading to faster recovery and less postoperative pain, early mobilization and quick restoration of bowel function.

Because besides the fear of cancer, most of the patients confronted with this diagnosis are afraid of losing the control of their bowel and living with a permanent colostomy (abdominal bag), we put a special emphasis on the preservation of the anal sphincter and continence function. WPK has a team of dedicated colorectal surgeons with extensive expertise in oncological surgery, therefore fewer than 10% of our patients end up with a colostomy.

Minimal invasive surgery has become the standard of care for most procedures in general, including visceral surgery. However, exact knowledge of the patient's individual situation is mandatory for selecting the optimal surgical treatment plan.

Harald Rosen, M.D.
Professor of Surgery



As specialists in minimally invasive surgery our patients benefit from best possible oncological results coupled with a fast recovery and a low morbidity.



Emanuel Sporn, M.D.
Associate Professor of
Surgery



Head and Neck Cancer: Ear Nose Throat Surgery

Head and neck (H&N) tumors are the seventh most-frequent form of cancer. Due to the increased alcohol and tobacco consumption, men are more frequently affected than women, while another significant risk factor affecting both genders is the human papillomavirus (HPV) infection.

For an accurate evaluation, WPK offers a complete tumor staging including endoscopic examination, voice and swallowing diagnostics, radiologic examination, and biopsy for histological verification. Based on this comprehensive analysis, our multidisciplinary tumor board recommends optimal treatment solutions for obtaining the best outcomes, including the rehabilitation of post-treatment effects like voice problems or swallowing difficulties.

Based on this comprehensive analysis, our multidisciplinary tumor board recommends optimal treatment solutions for obtaining the best outcomes, including the rehabilitation of post-treatment effects like voice problems or swallowing difficulties.

Berit Schneider-Stickler, M.D.

Associate Professor of ENT
Surgery





Center for Gastroscopy and Hepatology

As the name suggests it, Wiener Privatklinik's Center for Gastroscopy and Hepatology means more than just the usual endoscopic procedures. We're specialized in the diagnosis and treatment of diseases in the areas of gastroenterology, hepatology and endocrinology. With special focus on the therapy of liver, pancreas and gall system affections, we also have extensive experience in the field of gastrointestinal disorders, being leading experts in inflammatory bowel disease.

Our modern medical clinic is equipped with top-notch imaging equipment:

- Ultrasound
- Computer Tomography (CT)
- Magnetic Resonance Imaging (MRI)
- Position Emission Tomography/ Computer Tomography (PET/ CT) (can also be utilized for diagnostic- therapeutic purposes and puncture CT targeted)

Surgery and coloproctology preserve life and quality of life. Not only in terms of treating diseases, but also in terms of prevention!

Alexis Freitas, M.D.
MBA, MSc, F.E.B.S.



Due to lifestyle, polyps in the large intestine occur up to 15 times more frequently in men.

Camel Kopty, M.D.

Vice Medical Director at WPK





Center for Microtherapy

In recent years, therapy has rapidly evolved from open surgery to minimally invasive surgical procedures: microtherapy. Microtherapy involves only a small pinprick under local anesthesia and the use of instruments like needles, catheters and tubes guided by X-rays, computer tomography and ultrasound precisely to specific parts of the body, in order to avoid injuring vital anatomical structures like nerves, vessels or organs. The advantages of this treatment are various and range from the avoidance of a general anesthesia, minimal risk of infection and complication, no actual scarring and reduced post-operative pain, to a generally shorter hospital stay and a more rapid recovery.

Center for Microtherapy at the Wiener Privatklinik offers image-guided and minimally invasive therapy options for treating diseases of various organs or body parts, patients being attended by the best specialists in the fields of general medicine, surgery, dermatology, vascular surgery, gynecology, internal medicine, neurosurgery, neurology, plastic surgery, physical medicine, orthopedics and trauma surgery.





Interventional Radiology and Image-Guided Pain Therapy

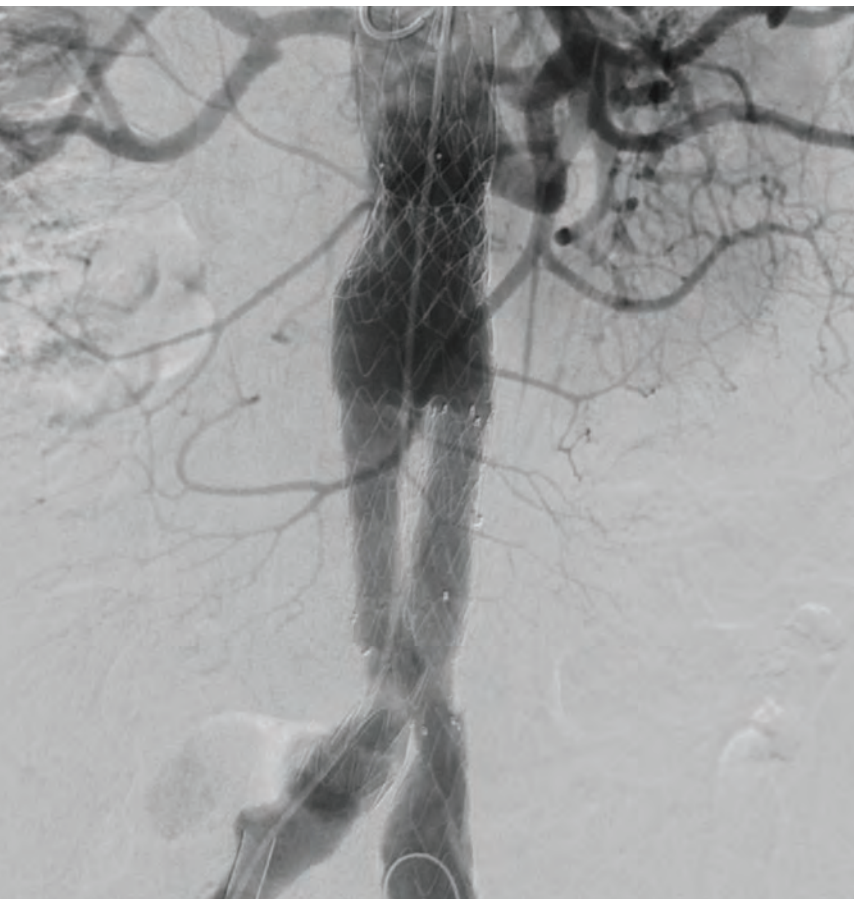
In times of personalized medicine and minimally invasive treatment strategies, Interventional Radiology is an indispensable partner for many specialties.

Biopsies can be taken from virtually all organs to diagnose a disease, to perform molecular analyses to identify treatment targets, or to monitor treatment response. Interventional pain therapy can control otherwise intractable pain by placing medication directly to or into the responsible structure. In the vascular domain, stent grafts are placed to exclude dangerous aneurysms of the large arteries. Fluid collections and abscesses can be drained with CT or Ultrasound guided punctures, often avoiding the need for open surgery. Occluded bile ducts or kidneys can be temporarily or permanently drained to restore organ function. At the Vienna Private Clinic, Interventional Radiology services are provided using state-of-the-art imaging facilities including PET, angiography and high-resolution ultrasound offered at the Radiology Center, as well as highly experienced operators with over 20 years full-time experience in interventional procedures.

“Interventional Radiology has become an indispensable tool in a multidisciplinary treatment approach for a wide range of diseases.”

Martin Funovics, M.D.

Associate Professor of
Radiology





Cancer Prophylaxis: Genetic Risks for Cancer Development

Central European Cancer Center offers a range of services to help you learn how to reduce your individual cancer risks or detect cancer at an early stage, when it can be treated and cured. A team of highly experienced and widely recognized physicians operating state-of-the-art tools will deliver personal risk assessments, guidance to risk reduction and diagnostic evaluation services based on age, gender and individual disease probability.

Nowadays, an abundance of techniques is available to early recognize diverse types of cancer, such as breast, thyroid, lung, cervix, ovary, colon, rectum, prostate, skin cancer. WPK offers screening for molecular markers associated with hereditary and/or genetic cancer risks using the most modern molecular technologies performed after a careful assessment of your condition and your family's health history, followed by a meticulous explanation of the results by a team of geneticists. Here are a series of screening techniques used: genetic and serological testing, endoscopies, PET-CT, nuclear medicine, MRI, micro-invasive image guided biopsies. Moreover, at the Cancer Prevention and Early Recognition Department we also offer dietary recommendations and physiotherapy and physical exercise.





Center for Radiotherapy & Radiooncology

Radiotherapy (also called radiation therapy) works by aiming a high dose of radiation towards a patient's tumor, which damages cells' DNA. Cancer cells whose DNA is damaged beyond repair stop replicating and die. The body then breaks them down and removes them.

This treatment method delivers one or several beams of high-energy x-rays to a patient's tumor. Beams are generated outside the patient (by a new generation linear accelerator – also called Linac) and are targeted to the tumor location.

The machine is large and can move around the patient during treatment, sending radiation to a part of the body from many directions in order to concentrate them on the cancer. Advanced Radiotherapy techniques applied by Amethyst Radiotherapy aim to maximize the radiation dose that the tumor gets while minimizing the dose received by healthy tissues surrounding the tumor. Radiotherapy specialist of Amethyst cooperating with the attending doctors of WPK provide individual treatment without waiting times.

The duration of radiation therapy depends on the type of cancer being treated and whether the goal of radiation therapy is to treat the cancer or ease symptoms.

Advanced radiotherapy techniques include IMRT, VMAT and stereotactic radiosurgery.

We use the most advanced radiotherapy techniques and leverage state-of-the-art equipment. In order to help patients fight cancer, we believe in the combination of high-quality treatments delivered by cancer experts and a comprehensive patient-centred care.

Alina-Emiliana Sturdza, M.D.

Radiation Oncologist
MD, FRCPC





Marketing and International Business Welcome to Wiener Privatklinik

Wiener Privatklinik provides its patients excellent medical expertise based on the cooperation of international leading specialists in a broad range of medical fields. That's why every year WPK welcomes thousands of patients from more than 20 countries. So, whether you're crossing the city or the globe for reaching us, here you'll find easy access to an entire range of first-class medical services.

Our dedicated Marketing and International Business (MIB) department is ready to support all international patients in order to receive individualized care based on their medical conditions, language and religious beliefs. We're here to lead your way and guide you right from the first steps of the journey to your recovery. Medical or financial needs, transport or visa issues, legal or linguistic concerns are all equally considered by our dedicated team at all phases of your trip.

Emma Hafner, EMBA

Head of Marketing and International Business



Here's what we can do for you

BEFORE YOUR VISIT

Information about costs, payment methods, insurances accepted



Appointment scheduling



Visa and transport assistance (ambulance transfers and flights - MedEvac)

DURING YOUR STAY

In-house, multi-lingual translation services available



Executive deluxe rooms with luxurious amenities



Assistance during inpatient stay



Follow-up appointments scheduling

AFTER YOUR TREATMENT

Assistance with medical records and prescriptions



Assistance in customs clearance for medication



Follow up with clinical and administrative staff



Future appointment scheduling



Wiener Privatklinik at a Glance

- Placed in the heart of Vienna's University Hospital district
- 150 years of tradition in medical excellence
- Over 300 renowned specialist physicians
- 7 wards with a total of 145 beds
- 4 state-of-the-art operating theaters and intensive monitoring
- Multidisciplinary health service center with over 30 medical specialties
- Post-operative physiotherapy and rehabilitation
- Radiology Center with PET-CT and nuclear medicine
- Outpatient clinic including angiography and 2 operating theaters for day surgery
- Outpatient oncological treatments

Excellence in Medical Service

Vigorous increase in the number of international patients over the last 5 years:

2015 / 2016

+69%

2016 / 2017

+32%

2017 / 2018


+11%

2018 / 2019

+24%



Wiener Privatklinik GmbH
Pelikangasse 15, 1090 Vienna
+43 40180-8700
info@wpk.at
www.wpk.at



LEGAL INFORMATION

Owner and publisher: Wiener Privatklinik Betriebs-Ges.m.b.H. & Co.KG, Pelikangasse 15, 1090 Vienna. Photo credits: Wiener Privatklinik, @KhFessl, @Ouriel Morgensztern, @Martin Wacht, @Udo Titz, @Peter Ritschl M.D. and @Günter Menzl, shutterstock.com, stock.adobe.com. Responsible for the content: WPK Marketing Department. Best rating of all Austrian private health facilities in the Hospital Guide.